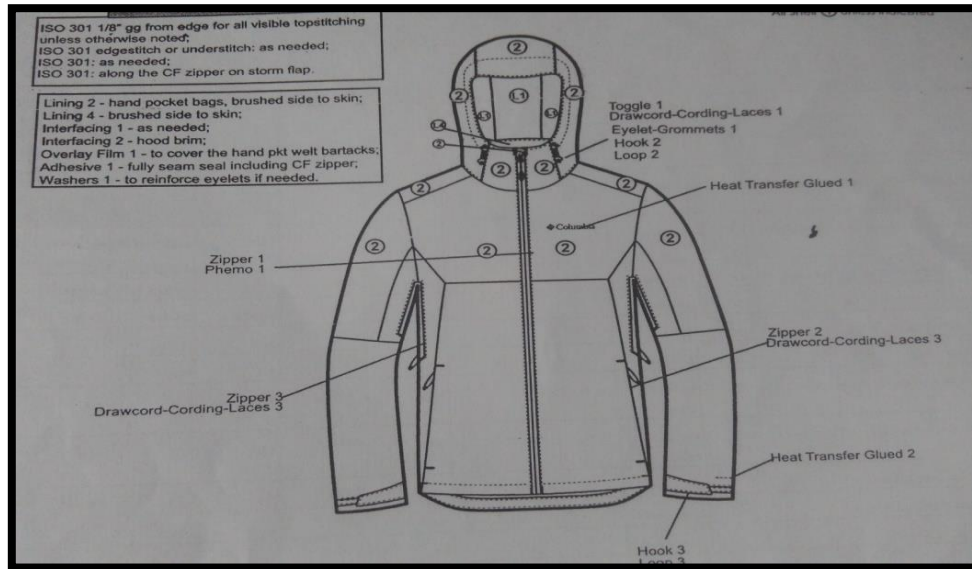


DAFTAR PUSTAKA

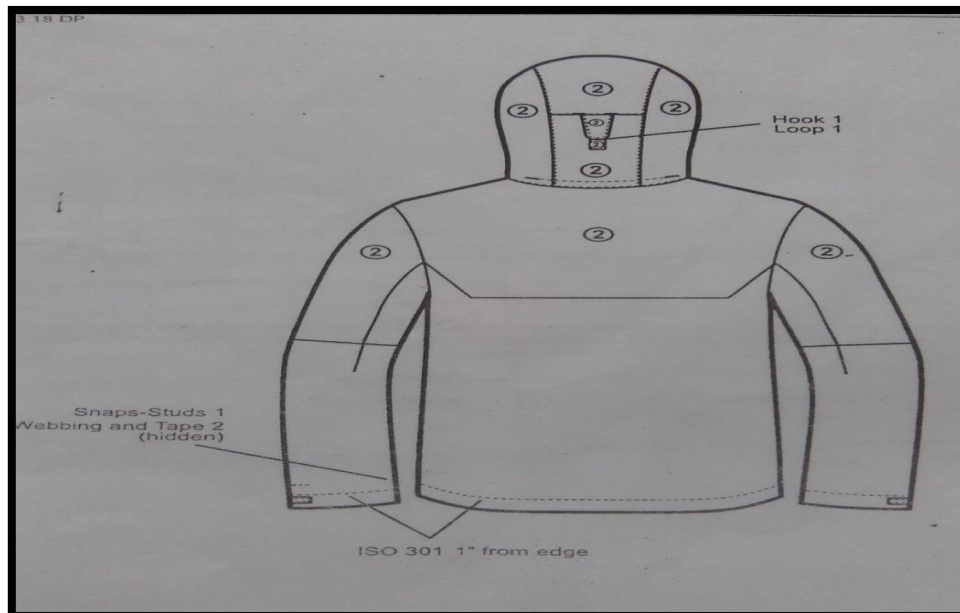
- Anonim. 2018. *Annual Report PT. Pan Brothers, Tbk. Artikel*.
<https://www.panbrotherstbk.com>
. Tangerang. diakses tanggal 20 Agustus 2019 pukul 20.00
- Anonim. 2019. *BOM (Bill Of Material) Jacket Style WE1520*. Departemen Produksi PT Prima Sejati Sejahtera 2, Boyolali
- Anonim. 2019. *Buku Pedoman Praktik Kerja Lapangan Akademi Komunitas Industri Tekstil Dan Produk Tekstil Surakarta*. Kementerian Perindustrian, Jakarta.
- Anonim. 2019. *Data Report Defect Periode Agustus di line sewing 1 style WE1520*. Departemen Produksi PT Prima Sejati Sejahtera 2, Boyolali.
- Anonim. 2019. *Financials PT. Pan Brothers, Tbk. Artikel*.
<https://www.panbrotherstbk.com>
. Tangerang. Diakses tanggal 20 Agustus 2019 pukul 20.00
- Anonim. 2019. *SOP yang berlaku di PT. Prima Sejati Sejahtera 2*. Departemen Produksi PT Prima Sejati Sejahtera 2, Boyolali.
- Heryadi, A.R., dan Hardiman, H.D., 2015. *Mengikuti Prosedur Keselamatan dan Kesehatan Kerja di Tempat Kerja*, Modul Pembelajaran Berbasis Kompetensi Sektor Pakaian Jadi. Kementerian Perindustrian, Jakarta. Hal. 5-10.
- Kuswinarti, 2015. *Menjahit Proses Sederhana*. Modul Pembelajaran Berbasis Kompetensi Sektor Pakaian Jadi. Kementerian Perindustrian, Jakarta. Hal. 5-29.
- Shaleh, H., 2015. *Pola Manual 2*, Modul Pembelajaran Berbasis Kompetensi Sektor Pakaian Jadi. Kementerian Perindustrian, Jakarta. Hal. 16-21.

LAMPIRAN

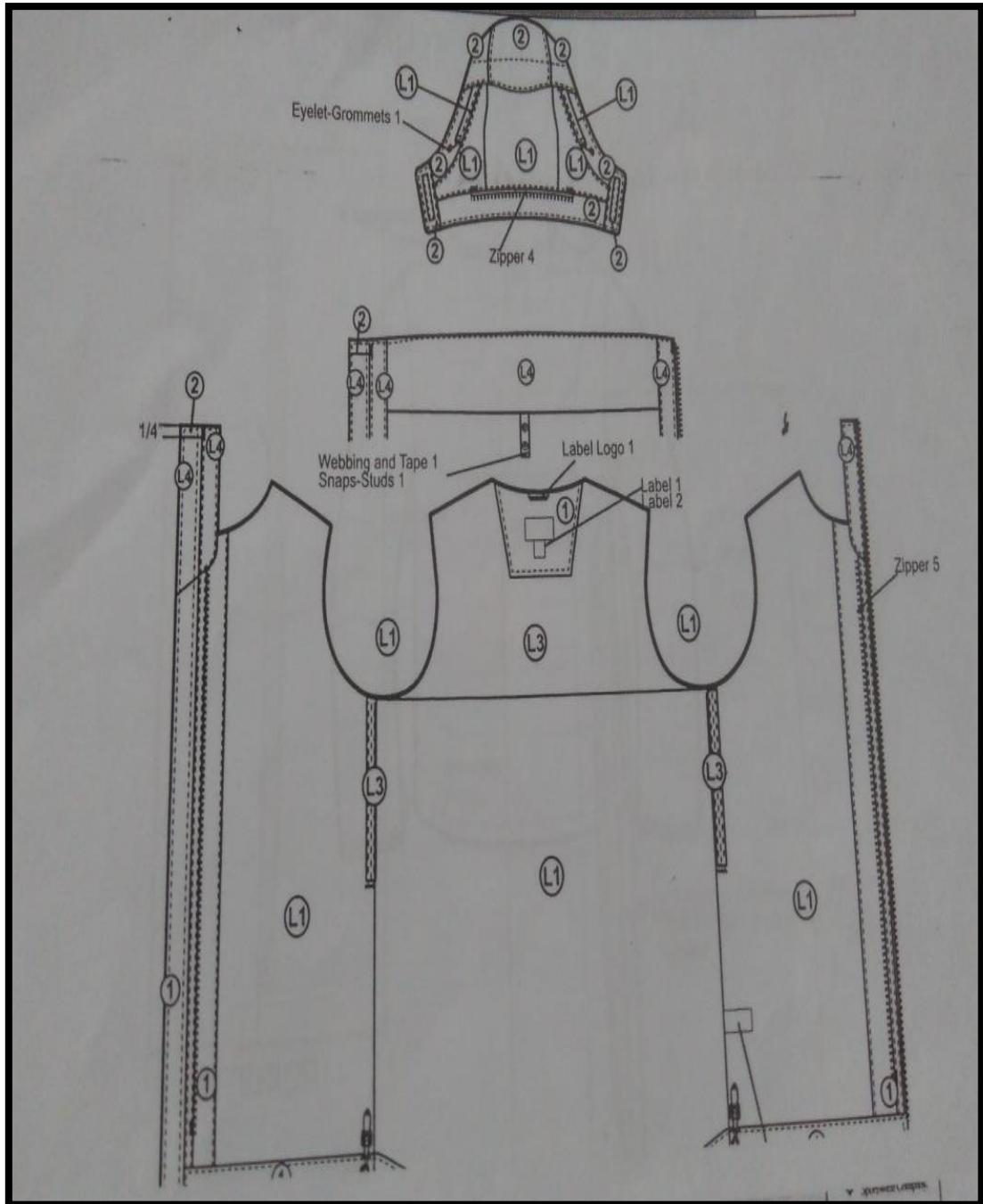
Lampiran 1-1 Sketsa Nampak depan Jacket Columbia Style WE1520



Lampiran 1-2 Sketsa tampak belakang Jacket Columbia Style WE520



Lampiran 1-3 Seketsa *Lining dan Hoot Style WE1520*



Lampiran 1-4 Alur Proses Sewing Style WE1520

No.	Proses
1	Input Panel
2	Marking upper back + lower back + upper front + lower front
3	Cut break + marking front + front zipper
4	Marking + bottom hole + snap front hemming
5	Acrylic welt side pocket + cut break
6	Join palm/knuckle + stitch
7	Join pocket + overlock palm knuckle
8	Letter L + join pocket to body side
9	Join zipper to pocket
10	Bartack zipper + side pocket
11	Join front yoke
12	Join back yoke
13	Sealing back yoke
14	Join shoulder
15	Sealing shoulder
16	Tack pocket + neck
17	Join neck to back body
18	Cut allowance neck + sleeve + side
19	Sealing collar + neck
20	Join side sleeve
21	Join velcro + dart
22	Sealing dart sleeve back + velcro
23	Handpress sleeve upper
24	Join facing cuff + stitch + attach tabs
25	Join upper lower sleeve
26	Join armhole
27	Sealing armhole
28	Handpress armhole + shoulder + front yoke + neck
29	Acrylic side armpit
30	Join mesh to zipper + join zipper to armpit
31	Join mesh to zipper + join zipper to armpit
32	Closing zipper to side + mantek
33	Closing armpit

34	Join side seam + tabs
35	Stitch side seam
36	Cut allowance side seam
37	Sealing side + pocket
38	Handpress side + pocket
39	Join zipper to placket
40	Join lining to side
41	Join zipper placket to body
42	Stitch zipper to front body
43	Sealing placket
44	Join chinguard + closing collar
45	Closing lining
46	Tack zipper + join side collar + stitch collar
47	Overlock cuff
48	Closing cuff + tack
49	Hemming cuff + tacking
50	Bartack cuff + Bartack side pocket
51	Handpress bartack
52	Sealing sleeve + side
53	Handpress sleeve
54	Attach drawcord
55	Join facing hemming + stitch
56	Pasang Eyelet + Hand Press Zipper Front Body
57	Stitch closing hemming
58	Bartack zipper + Bartack hemming
59	Steam

→ Proses terjadinya reject